


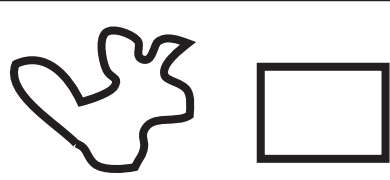



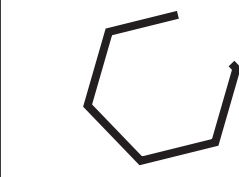
Geometry

Name : Class :

Score :

Objective : Distinguish between open and close curves

Which of the following are **closed** or **open** curves ?

1.		
2.		
3.		
4.		
5.		
6.		






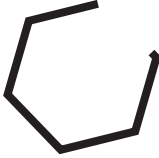
Geometry

Name : Class :

Score : **Answers**

Objective : Distinguish between open and close curves

Which of the following are **closed** or **open** curves ?

1.		Closed
2.		Closed
3.		open
4.		Closed
5.		open
6.		open